



Governo do Estado do Espírito Santo

Secretaria de Estado da Segurança Pública e Defesa Social

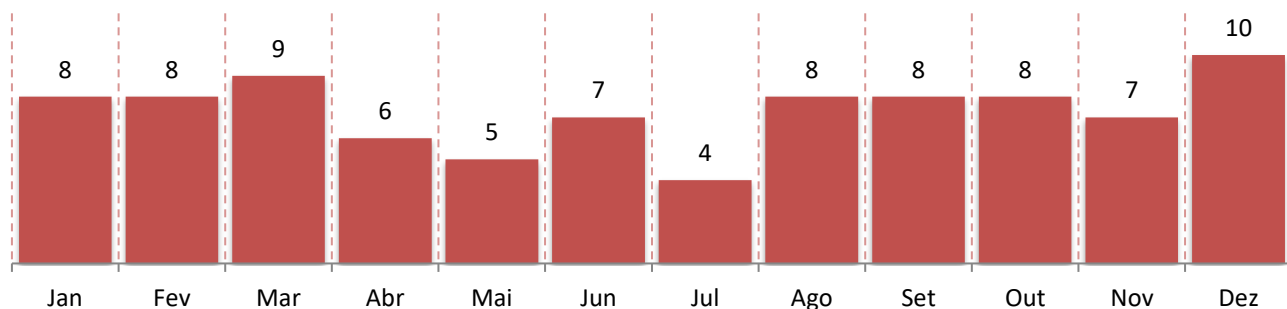
Observatório da Segurança Pública

Homicídios de Mulheres - 2023

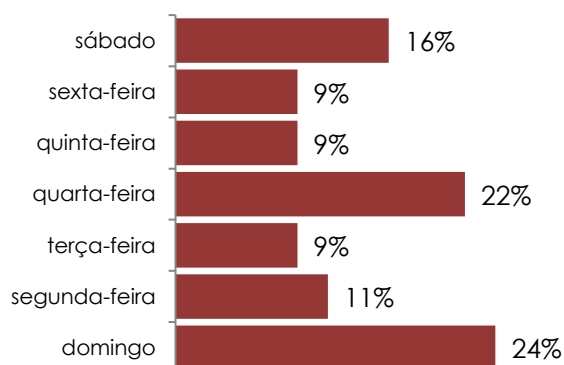
Mês	*Feminicídio Confirmado	Feminicídio em apuração	Homicídio Doloso	Total (Feminicídio + homicídio)
Janeiro	4	0	4	8
Fevereiro	3	0	5	8
Março	3	0	6	9
Abril	2	0	4	6
Mai	3	0	2	5
Junho	3	0	4	7
Julho	1	0	3	4
Agosto	4	0	4	8
Setembro	4	0	4	8
Outubro	2	0	6	8
Novembro	2	0	5	7
Dezembro	4	0	6	10
Total	35	0	53	88

*Feminicídio é o homicídio doloso praticado contra a mulher em razão da condição do sexo feminino. Decorre, muitas vezes, de circunstâncias e contextos de violência doméstica e familiar.

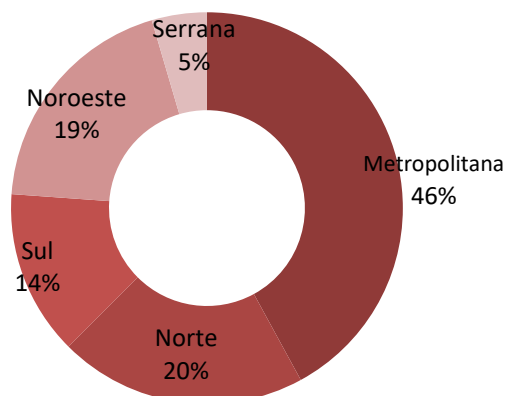
Homicídios de Mulheres - Evolução Mensal



Dia da semana



Distribuição por Região



ESPÍRITO SANTO - HOMICÍDIOS DE MULHERES (Inclui feminicídios)

Região	Município	Jan	Fev	Mar	Abr	Mai	Jun	Jul	Ago	Set	Out	Nov	Dez	Total 2022
Metropolitana	CARIACICA	0	1	0	0	0	1	1	0	1	1	0	0	5
	GUARAPARI	1	0	0	0	0	0	0	0	1	0	0	0	2
	SERRA	1	2	1	0	0	0	0	3	1	2	0	2	12
	VIANA	0	0	0	0	0	0	0	0	1	0	0	0	1
	VILA VELHA	2	1	2	0	0	1	0	0	0	0	0	1	7
	VITORIA	0	1	0	2	1	0	1	1	0	2	2	0	10
Norte	ARACRUZ	1	0	0	0	0	0	0	0	0	0	0	0	1
	CONCEICAO DA BARRA	0	1	0	0	0	0	0	0	0	0	0	0	1
	FUNDAO	0	0	0	0	0	0	0	0	0	0	0	0	0
	IBIRACU	0	0	0	0	0	0	0	0	0	0	0	0	0
	JAGUARE	0	0	0	0	0	0	0	1	0	1	0	0	2
	JOAO NEIVA	0	0	0	0	0	0	0	0	0	0	0	0	0
	LINHARES	1	0	0	0	0	0	0	0	1	0	0	1	3
	PEDRO CANARIO	0	0	0	0	0	0	1	0	0	0	0	0	1
	RIO BANANAL	0	0	0	0	0	0	0	0	0	0	0	0	0
	SAO MATEUS	0	0	0	0	0	0	0	1	0	0	2	2	5
SOORETAMA	0	0	1	0	2	0	0	0	0	0	0	1	4	
Sul	ALEGRE	0	0	0	0	0	0	0	0	0	0	0	0	0
	ALFREDO CHAVES	0	0	0	0	0	0	0	0	0	0	0	0	0
	ANCHIETA	0	0	0	0	0	0	0	0	0	0	0	0	0
	APIACA	-	-	-	-	-	-	-	-	-	-	-	-	0
	ATILIO VIVACQUA	0	0	0	0	0	0	0	0	1	0	0	1	2
	BOM JESUS DO NORTE	0	0	0	0	0	0	0	0	0	0	0	1	1
	CACHOEIRO DE ITAPEMIRIM	0	0	0	0	1	0	0	0	1	0	1	0	3
	CASTELO	0	1	0	0	0	0	0	0	0	0	0	0	1
	DIVINO DE SAO LOURENCO	0	0	0	0	0	0	0	0	0	0	0	0	0
	DORES DO RIO PRETO	-	-	-	-	-	-	-	-	-	-	-	-	0
	GUACUI	0	0	0	0	0	0	0	0	0	0	0	0	0
	ICONHA	-	-	-	-	-	-	-	-	-	-	-	-	0
	ITAPEMIRIM	0	0	0	0	0	1	0	0	0	0	0	0	1
	JERONIMO MONTEIRO	0	0	0	0	0	0	0	0	0	0	0	0	0
	MARATAIZES	0	0	0	0	1	0	0	0	0	0	0	0	1
	MIMOSO DO SUL	0	1	0	0	0	0	0	0	0	0	0	0	1
	MUQUI	0	0	0	0	0	0	0	0	0	0	0	0	0
	PIUMA	0	0	0	0	0	1	0	0	0	0	0	0	1
	PRESIDENTE KENNEDY	0	0	0	0	0	0	0	0	0	0	0	0	0
	RIO NOVO DO SUL	0	0	0	0	0	0	0	0	0	0	0	0	0
SAO JOSE DO CALCADO	0	0	0	0	0	0	0	0	0	0	0	1	1	
VARGEM ALTA	0	0	0	0	0	0	0	0	0	0	0	0	0	
Noroeste	AGUA DOCE DO NORTE	0	0	0	0	0	0	0	0	0	0	0	0	0
	AGUIA BRANCA	0	0	0	0	0	0	0	0	0	0	0	0	0
	ALTO RIO NOVO	0	0	0	0	0	0	0	0	0	0	0	0	0
	BAIXO GUANDU	0	0	0	0	0	0	0	0	0	0	0	0	0
	BARRA DE SAO FRANCISCO	0	0	0	1	0	1	0	0	0	0	0	0	2
	BOA ESPERANCA	0	0	0	0	0	0	0	0	0	0	0	0	0
	COLATINA	1	0	2	1	0	0	0	0	1	0	2	0	7
	ECOPORANGA	0	0	0	1	0	1	0	0	0	0	0	0	2
	GOVERNADOR LINDENBERG	0	0	0	0	0	0	0	0	0	0	0	0	0
	MANTENOPOLIS	1	0	0	0	0	0	0	0	0	0	0	0	1
	MARILANDIA	0	0	0	0	0	0	0	0	0	0	0	0	0
	MONTANHA	-	-	-	-	-	-	-	-	-	-	-	-	0
	MUCURICI	0	0	0	0	0	0	0	0	0	0	0	0	0
	NOVA VENECIA	0	0	0	0	0	0	0	1	0	0	0	0	1
	PANCAS	0	0	0	0	0	0	1	0	0	0	0	0	1
	PINHEIROS	0	0	0	0	0	0	0	0	0	0	0	0	0
	PONTO BELO	0	0	0	0	0	0	0	0	0	0	0	0	0
	SAO DOMINGOS DO NORTE	0	0	0	0	0	1	0	0	0	0	0	0	1
	SAO GABRIEL DA PALHA	0	0	1	0	0	0	0	0	0	0	0	0	1
	VILA PAVAO	0	0	0	0	0	0	0	0	0	1	0	0	1
VILA VALERIO	0	0	0	0	0	0	0	1	0	0	0	0	1	
Serrana	AFONSO CLAUDIO	0	0	0	0	0	0	0	0	0	0	0	0	0
	BREJETUBA	0	0	0	0	0	0	0	0	0	0	0	0	0
	CONCEICAO DO CASTELO	0	0	0	0	0	0	0	0	0	0	0	0	0
	DOMINGOS MARTINS	0	0	1	0	0	0	0	0	0	0	0	0	1
	IBATIBA	0	0	0	0	0	0	0	0	0	0	0	0	0
	IBITIRAMA	0	0	0	1	0	0	0	0	0	0	0	0	1
	IRUPI	0	0	0	0	0	0	0	0	0	0	0	0	0
	ITAGUACU	0	0	1	0	0	0	0	0	0	0	0	0	1
	ITARANA	0	0	0	0	0	0	0	0	0	0	0	0	0
	IUNA	0	0	0	0	0	0	0	0	0	0	0	0	0
	LARANJA DA TERRA	-	-	-	-	-	-	-	-	-	-	-	-	0
	MARECHAL FLORIANO	0	0	0	0	0	0	0	0	0	0	0	0	0
	MUNIZ FREIRE	0	0	0	0	0	0	0	0	0	0	0	0	0
	SANTA LEOPOLDINA	0	0	0	0	0	0	0	0	0	0	0	0	0
	SANTA MARIA DE JETIBA	0	0	0	0	0	0	0	0	0	0	0	0	0
	SANTA TERESA	0	0	0	0	0	0	0	0	0	0	0	0	0
	SAO ROQUE DO CANAA	0	0	0	0	0	0	0	0	0	1	0	0	1
VENDA NOVA DO IMIGRANTE	0	0	0	0	0	0	0	0	0	0	0	0	0	
ES	Total Estado	8	8	9	6	5	7	4	8	8	8	7	10	88

ESPÍRITO SANTO - FEMINICÍDIOS (somente os casos qualificados como Femicídio)

Região	Município	Jan	Fev	Mar	Abr	Mai	Jun	Jul	Ago	Set	Out	Nov	Dez	Total 2022
Metropolitana	CARIACICA	0	0	0	0	0	0	0	0	0	0	0	0	0
	GUARAPARI	1	0	0	0	0	0	0	0	0	0	0	0	1
	SERRA	1	0	1	0	0	0	0	1	0	0	0	1	4
	VIANA	0	0	0	0	0	0	0	0	1	0	0	0	1
	VILA VELHA	0	0	1	0	0	1	0	0	0	0	0	0	2
VITORIA	0	0	0	0	1	0	0	1	0	1	0	0	3	
Norte	ARACRUZ	1	0	0	0	0	0	0	0	0	0	0	0	1
	CONCEICAO DA BARRA	0	1	0	0	0	0	0	0	0	0	0	0	1
	FUNDAO	0	0	0	0	0	0	0	0	0	0	0	0	0
	IBIRACU	-	-	-	-	-	-	-	-	-	-	-	-	0
	JAGUARE	0	0	0	0	0	0	0	0	0	0	0	0	0
	JOAO NEIVA	0	0	0	0	0	0	0	0	0	0	0	0	0
	LINHARES	0	0	0	0	0	0	0	0	1	0	0	0	1
	PEDRO CANARIO	0	0	0	0	0	0	0	0	0	0	0	0	0
	RIO BANANAL	0	0	0	0	0	0	0	0	0	0	0	0	0
	SAO MATEUS	0	0	0	0	0	0	0	1	0	0	1	2	4
SOORETAMA	0	0	0	0	1	0	0	0	0	0	0	0	1	
Sul	ALEGRE	-	-	-	-	-	-	-	-	-	-	-	-	0
	ALFREDO CHAVES	0	0	0	0	0	0	0	0	0	0	0	0	0
	ANCHIETA	0	0	0	0	0	0	0	0	0	0	0	0	0
	APIACA	-	-	-	-	-	-	-	-	-	-	-	-	0
	ATILIO VIVACQUA	0	0	0	0	0	0	0	0	0	0	0	1	1
	BOM JESUS DO NORTE	-	-	-	-	-	-	-	-	-	-	-	-	0
	CACHOEIRO DE ITAPEMIRIM	0	0	0	0	0	0	0	0	1	0	0	0	1
	CASTELO	0	1	0	0	0	0	0	0	0	0	0	0	1
	DIVINO DE SAO LOURENCO	0	0	0	0	0	0	0	0	0	0	0	0	0
	DORES DO RIO PRETO	-	-	-	-	-	-	-	-	-	-	-	-	0
	GUACUI	0	0	0	0	0	0	0	0	0	0	0	0	0
	ICONHA	-	-	-	-	-	-	-	-	-	-	-	-	0
	ITAPEMIRIM	0	0	0	0	0	0	0	0	0	0	0	0	0
	JERONIMO MONTEIRO	0	0	0	0	0	0	0	0	0	0	0	0	0
	MARATAIZES	0	0	0	0	1	0	0	0	0	0	0	0	1
	MIMOSO DO SUL	0	1	0	0	0	0	0	0	0	0	0	0	1
	MUQUI	0	0	0	0	0	0	0	0	0	0	0	0	0
	PIUMA	0	0	0	0	0	0	0	0	0	0	0	0	0
	PRESIDENTE KENNEDY	-	-	-	-	-	-	-	-	-	-	-	-	0
	RIO NOVO DO SUL	0	0	0	0	0	0	0	0	0	0	0	0	0
SAO JOSE DO CALCADO	0	0	0	0	0	0	0	0	0	0	0	0	0	
VARGEM ALTA	0	0	0	0	0	0	0	0	0	0	0	0	0	
Noroeste	AGUA DOCE DO NORTE	0	0	0	0	0	0	0	0	0	0	0	0	0
	AGUIA BRANCA	-	-	-	-	-	-	-	-	-	-	-	-	0
	ALTO RIO NOVO	0	0	0	0	0	0	0	0	0	0	0	0	0
	BAIXO GUANDU	-	-	-	-	-	-	-	-	-	-	-	-	0
	BARRA DE SAO FRANCISCO	0	0	0	1	0	0	0	0	0	0	0	0	1
	BOA ESPERANCA	0	0	0	0	0	0	0	0	0	0	0	0	0
	COLATINA	1	0	0	0	0	0	0	1	0	1	0	0	3
	ECOPORANGA	0	0	0	0	0	1	0	0	0	0	0	0	1
	GOVERNADOR LINDENBERG	-	-	-	-	-	-	-	-	-	-	-	-	0
	MANTENOPOLIS	-	-	-	-	-	-	-	-	-	-	-	-	0
	MARILANDIA	0	0	0	0	0	0	0	0	0	0	0	0	0
	MONTANHA	-	-	-	-	-	-	-	-	-	-	-	-	0
	MUCURICI	0	0	0	0	0	0	0	0	0	0	0	0	0
	NOVA VENECIA	0	0	0	0	0	0	0	1	0	0	0	0	1
	PANCAS	0	0	0	0	0	0	1	0	0	0	0	0	1
PINHEIROS	0	0	0	0	0	0	0	0	0	0	0	0	0	
PONTO BELO	-	-	-	-	-	-	-	-	-	-	-	-	0	
SAO DOMINGOS DO NORTE	0	0	0	0	0	1	0	0	0	0	0	0	1	
SAO GABRIEL DA PALHA	0	0	1	0	0	0	0	0	0	0	0	0	1	
VILA PAVAO	-	-	-	-	-	-	-	-	-	-	-	-	0	
VILA VALERIO	-	-	-	-	-	-	-	-	-	-	-	-	0	
Serrana	AFONSO CLAUDIO	0	0	0	0	0	0	0	0	0	0	0	0	0
	BREJETUBA	-	-	-	-	-	-	-	-	-	-	-	-	0
	CONCEICAO DO CASTELO	0	0	0	0	0	0	0	0	0	0	0	0	0
	DOMINGOS MARTINS	0	0	0	0	0	0	0	0	0	0	0	0	0
	IBATIBA	0	0	0	0	0	0	0	0	0	0	0	0	0
	IBITIRAMA	0	0	0	1	0	0	0	0	0	0	0	0	1
	IRUPI	0	0	0	0	0	0	0	0	0	0	0	0	0
	ITAGUACU	0	0	0	0	0	0	0	0	0	0	0	0	0
	ITARANA	0	0	0	0	0	0	0	0	0	0	0	0	0
	IUNA	0	0	0	0	0	0	0	0	0	0	0	0	0
	LARANJA DA TERRA	-	-	-	-	-	-	-	-	-	-	-	-	0
	MARECHAL FLORIANO	0	0	0	0	0	0	0	0	0	0	0	0	0
	MUNIZ FREIRE	-	-	-	-	-	-	-	-	-	-	-	-	0
	SANTA LEOPOLDINA	-	-	-	-	-	-	-	-	-	-	-	-	0
	SANTA MARIA DE JETIBA	0	0	0	0	0	0	0	0	0	0	0	0	0
SANTA TERESA	0	0	0	0	0	0	0	0	0	0	0	0	0	
SAO ROQUE DO CANAA	0	0	0	0	0	0	0	0	0	1	0	0	1	
VENDA NOVA DO IMIGRANTE	0	0	0	0	0	0	0	0	0	0	0	0	0	
ES	Total Estado	4	3	3	2	3	3	1	4	4	2	2	4	35